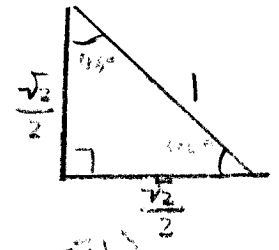
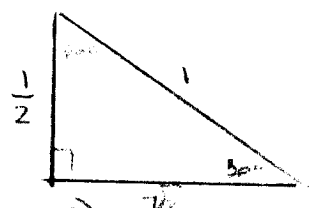
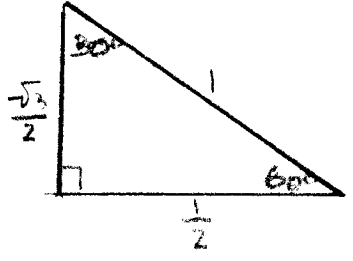


for hypotenuse of 1

$2a = 1 \Rightarrow a = \frac{1}{2}$

vertical side = $\frac{\sqrt{3}}{2}$



Sin = y/x
cos = x/y
sec = 1/x
csc = 1/y
tan = x/y
cot = y/x

