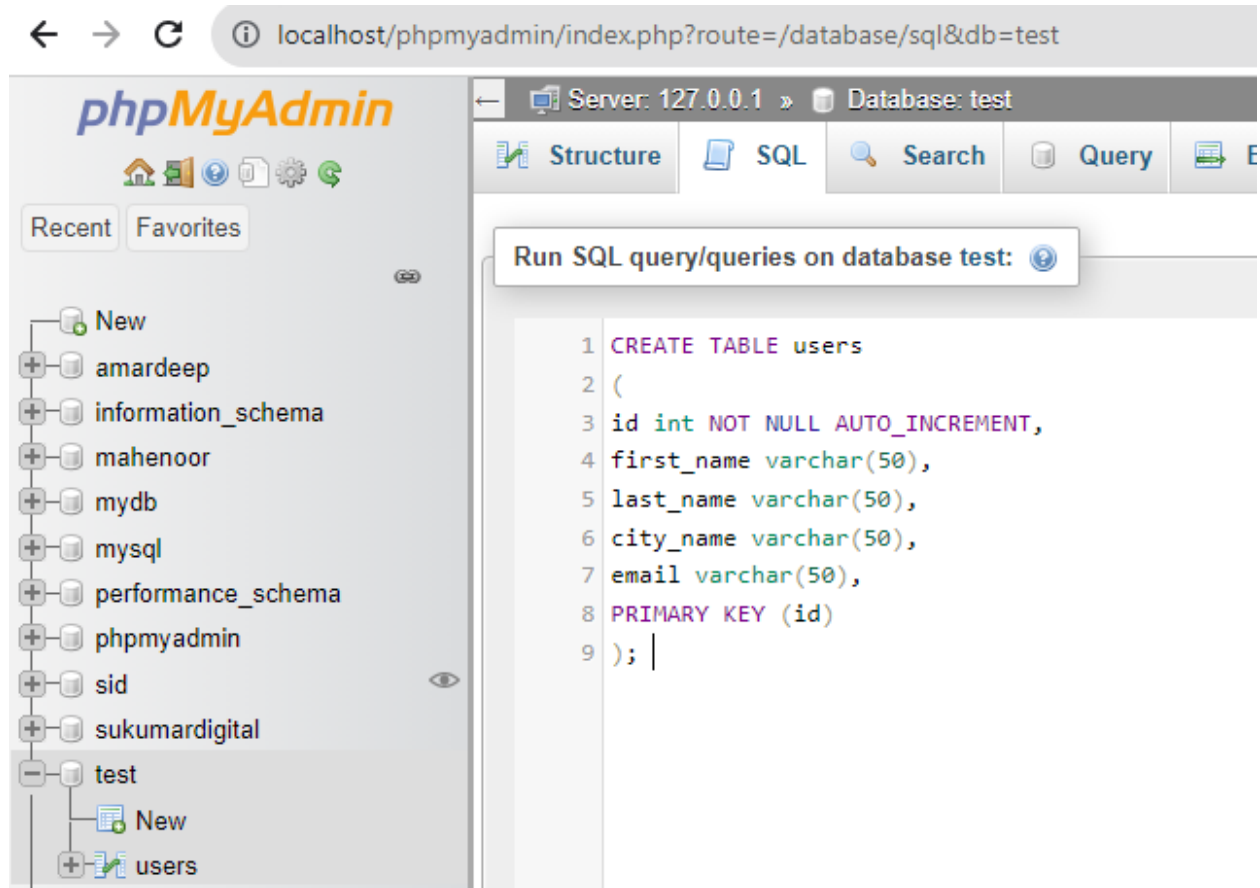
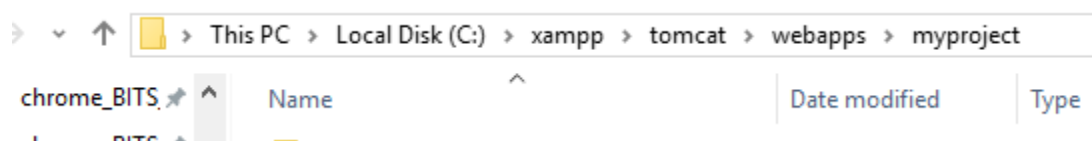


How to display data to Mysql Database?

Step 1:- Create database test and inside this create table



And create form.htm file and process.jsp file inside



Step 2:-

display.jsp file:-

```
<%@page import="java.sql.DriverManager"%>
```

```
<%@page import="java.sql.ResultSet"%>
<%@page import="java.sql.Statement"%>
<%@page import="java.sql.Connection"%>
<%
String id = request.getParameter("userid");
String driver = "com.mysql.jdbc.Driver";
String connectionUrl = "jdbc:mysql://localhost:3306/";
String database = "test";
String userid = "root";
String password = "";
try {
Class.forName(driver);
} catch (ClassNotFoundException e) {
e.printStackTrace();
}
Connection connection = null;
Statement statement = null;
ResultSet resultSet = null;
%>
<!DOCTYPE html>
<html>
<body>

<h1>Retrieve data from database in jsp</h1>
<table border="1">
```

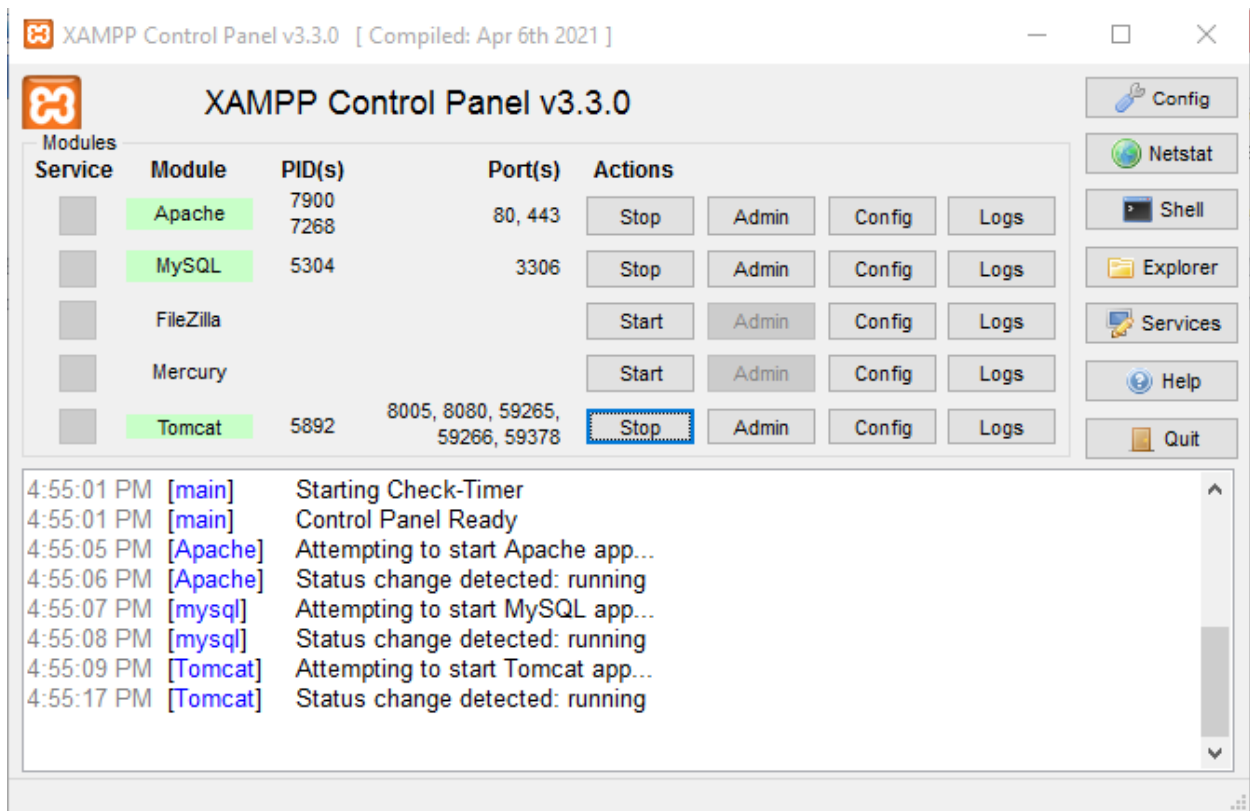
```
<tr>
<td>first name</td>
<td>last name</td>
<td>City name</td>
<td>Email</td>

</tr>
<%
try{
connection = DriverManager.getConnection(connectionUrl+database, userid, password);
statement=connection.createStatement();
String sql ="select * from users";
resultSet = statement.executeQuery(sql);
while(resultSet.next()){
%>
<tr>
<td><%=resultSet.getString("first_name") %></td>
<td><%=resultSet.getString("last_name") %></td>
<td><%=resultSet.getString("city_name") %></td>
<td><%=resultSet.getString("email") %></td>

</tr>
<%
}
connection.close();
```

```
} catch (Exception e) {  
e.printStackTrace();  
}  
%>  
</table>  
  
</body>  
  
</html>
```

To run output:- start apache and mysql and tomcat server as shown below.



Retrieve data from database in jsp

first name	last name	City name	Email
om	maurya	mumbai	kaif.17jam@yahoo.com
pranita	gurav	mumbai	kaif.17jam@yahoo.com