

AppPrivacy.net - Using your App Privacy Policy

AppPrivacy.net is the best way to create professional, consumer friendly privacy policies for apps.

Fully responsive, our privacy policies are designed to work across tablets and phones. Each policy is created using standard web based technologies so that integration with your existing development workflow is really easy.

Features:

- Optimised for tablets and phones
- Built with standards based technologies (HTML, CSS, Javascript)
- Multi page templates that are easily customised
- Modern interface design that's touch friendly
- Clean code that incorporates Twitter Bootstrap
- Cross browser compatible (supports all modern web kit browsers)

Download Contents:

Name	Date Modified	Size	Kind
▶ Documentation	Today 15:03	--	Folder
▶ PrivacyPolicy	3 Aug 2013 00:07	--	Folder

Documentation - this file that you are reading now

PrivacyPolicy - your personalised privacy policy files

Table of Contents

1. [Installation](#)
2. [Content & Structure](#)
3. [CSS](#)
4. [Images](#)
5. [Javascript](#)
6. [Fonts](#)

1. Installation

Developers how-to guide

- 1) Fill in the questionnaire at builder.appprivacy.net
- 2) Download your privacy policy package. (As you're already reading this file you've completed this step)
- 3) Decide where within the app you want the user to find the policy.
- 4) Decide how you want to host the policy:

a. Remotely on a server. This means you can update the policy and push the new version to devices without the user needing to visit an app store. However, the user will need an internet connection to view the policy.

1. Use an FTP client to upload the package to your server.
2. Design appropriate navigation within the app that links to the package URL.

b. Locally on the device. The privacy policy package is embedded into the app, so there's no need for an internet connection to view it. However, if it is updated, the user will need to visit an app store for the new version.

1. Add the package to the local application resources folder.
2. Design appropriate navigation that fetches the package.














c.Hybrid. Potentially the best of both worlds. When the user connects to the internet, the app will search for a new version of the policy and download it to be viewed online or off. However, this requires some additional coding work at your end.

1. As per a, then:
2. Write code to handle the versioning and cacheing of the content.

1. Content & Structure






The privacy policy is built with the help of the Twitter Bootstrap framework.

Open the PrivacyPolicy folder to see all of the HTML, CSS, JS and Image files.

Name	Date Modified	Size	Kind
 advertising.html	2 Aug 2013 23:54	1 KB	HTML Document
 analytics.html	2 Aug 2013 23:54	2 KB	HTML Document
 control.html	2 Aug 2013 23:54	2 KB	HTML Document
▶  css	3 Aug 2013 00:07	--	Folder
 data-collection.html	2 Aug 2013 23:54	4 KB	HTML Document
 direct-marketing.html	2 Aug 2013 23:54	3 KB	HTML Document
▶  img	3 Aug 2013 00:07	--	Folder
 index.html	2 Aug 2013 23:54	4 KB	HTML Document
▶  js	3 Aug 2013 00:07	--	Folder
 location-services.html	2 Aug 2013 23:54	3 KB	HTML Document
 payments.html	2 Aug 2013 23:54	2 KB	HTML Document
 security.html	2 Aug 2013 23:54	2 KB	HTML Document
 social-networking.html	2 Aug 2013 23:54	2 KB	HTML Document

2. CSS Files

The folder contains 5 CSS files.

Name	Date Modified	Size	Kind
 bootstrap-responsive.css	2 Aug 2013 23:54	22 KB	Plain Text File
 bootstrap-responsive.min.css	2 Aug 2013 23:54	17 KB	Plain Text File
 bootstrap.css	2 Aug 2013 23:54	127 KB	Plain Text File
 bootstrap.min.css	2 Aug 2013 23:54	106 KB	Plain Text File
 main.css	2 Aug 2013 23:54	3 KB	Plain Text File

bootstrap-responsive.css - the responsive css code for the bootstrap framework.

bootstrap-responsive.min.css - the minimised version for deployment

bootstrap.css - the bootstrap framework with all the options and the grid system.

bootstrap.min.css - the minimised version for deployment





























main.css - use this to easily customise your privacy policy to fit with your brand

If you would like to edit a specific section of the the privacy policy, simply find the appropriate label in the CSS file, and then scroll down until you find the appropriate style that needs to be edited. You can do this really easily with the Firebug extension for Firefox

[Get firebug](#)





3. Images

To edit any of the provided assets you'll need a software to edit images like PhotoShop or GIMP.

Name	Date Modified	Size	Kind
 arrow-back.png	2 Aug 2013 23:54	2 KB	Portab...image
 arrow-down.png	2 Aug 2013 23:54	1 KB	Portab...image
 arrow-right.png	2 Aug 2013 23:54	1 KB	Portab...image
 arrow-up.png	2 Aug 2013 23:54	1 KB	Portab...image
 contacts-off.png	2 Aug 2013 23:54	3 KB	Portab...image
 contacts-on.png	2 Aug 2013 23:54	3 KB	Portab...image
 cross.png	2 Aug 2013 23:54	4 KB	Portab...image
 email-off.jpg	2 Aug 2013 23:54	2 KB	JPEG image
 email-on.jpg	2 Aug 2013 23:54	2 KB	JPEG image
 glyphicons-halfings-white.png	2 Aug 2013 23:54	9 KB	Portab...image
 glyphicons-halfings.png	2 Aug 2013 23:54	13 KB	Portab...image
 likes-off.png	2 Aug 2013 23:54	3 KB	Portab...image
 likes-on.png	2 Aug 2013 23:54	3 KB	Portab...image
 location-off.png	2 Aug 2013 23:54	3 KB	Portab...image
 location-on.png	2 Aug 2013 23:54	3 KB	Portab...image
 message-off.jpg	2 Aug 2013 23:54	2 KB	JPEG image
 message-on.jpg	2 Aug 2013 23:54	2 KB	JPEG image
 other-off.png	2 Aug 2013 23:54	2 KB	Portab...image
 other-on.png	2 Aug 2013 23:54	2 KB	Portab...image
 phone-off.jpg	2 Aug 2013 23:54	2 KB	JPEG image
 phone-on.jpg	2 Aug 2013 23:54	2 KB	JPEG image
 photos-off.png	2 Aug 2013 23:54	3 KB	Portab...image
 photos-on.png	2 Aug 2013 23:54	3 KB	Portab...image
 sms-off.jpg	2 Aug 2013 23:54	2 KB	JPEG image
 sms-on.jpg	2 Aug 2013 23:54	2 KB	JPEG image
 tick-off.png	2 Aug 2013 23:54	1 KB	Portab...image
 tick-on.png	2 Aug 2013 23:54	3 KB	Portab...image
 tick.png	2 Aug 2013 23:54	5 KB	Portab...image

4. Javascript

This privacy policy imports the following javascript files:

Name	Date Modified	Size	Kind
 bootstrap.js	2 Aug 2013 23:54	62 KB	Plain Text File
 bootstrap.min.js	2 Aug 2013 23:54	29 KB	Plain Text File
 jquery.min.js	2 Aug 2013 23:54	93 KB	Plain Text File
 main.js	2 Aug 2013 23:54	777 bytes	Plain Text File

js/bootstrap.min.js - the complete bootstrap framework.

js/bootstrap.min.js - the minimised bootstrap framework for deployment

js/jquery.js - the complete jQuery library.

js/jquery.js - the minimised jQuery library for deployment.

js/main.js - use this to easily customise your privacy policy to fit with your brand

5. Fonts

The fonts used in the default privacy policy are Helvetica, Helvetica Neue and Arial. Easily change the fonts to fit with your brand by editing the CSS file main.css

Need Help?

Email us here:

appprivacy.net

Thank you for using AppPrivacy.net

<http://appprivacy.net>