

Board game for effective vocabulary skills - [Oflameron](#)
Learn **FRENCH**




| | | | | | | |
|----------|--------------------------------|----------|----------|----------|----------|----------|
| 6 | A | B | H | L | E | F |
| 5 | V | C | I | J | L | Q |
| 4 | M | N | O | P | K | S |
| 3 | T | D | V | Y | X | W |
| 2 | Z | P | B | G | P | Z |
| 1 | O | K | T | L | U | E |
| 0 | Oflameron Language Game | | | | | |

Board game [Oflameron](#) for the vocabulary skills of French language. For the game requires two colored dice cube with sides 1-6 (in this example, **red** and **blue** cube). The number of scores shown by the blue die is a vertical coordinate of the cell. The number of scores shown by the red die is a horizontal coordinate of the cell in the playing field "Oflameron".

Players roll all the dice and write the letters of the French alphabet. Who will be the first to make the translations of the word in English, and he won.

Board game "Oflameron" can be used to study other foreign languages, replacing (if necessary) the letters of the alphabet. Please note that on the playing field 36 cells, which is greater than the number of letters in the French language. This option allows you to create games for the little ones (or

naughty) children. For this purpose we replace some duplicate letters on the prize denominations - **candy**, a **coin** and a **Joker** (a gift)

| | | | | | | |
|---|---|---|---|--|---|---|
| 6 | A | B | H |  | E | F |
| 5 | V | C | I | J | L | Q |
| 4 | M | N | O | P |  | S |
| 3 |  | D | V | Y | X | W |
| 2 | Z | P | B | G | P | Z |
| 1 | O | K | T | L | U | E |
| 0 | <i>Oflameron Language Game-Little</i> | | | | | |

Here **J** - **Joker**, any small gift, icon, toy, sticker, etc.

M - **coin**, if you use that promotion. It can be both real and toy money.

© by Valery V Shmeleff Moscow, Russia

When a player gets a candy coin or the Joker, he receives the gift. This greatly increases the interest in learning the game because you can win quite a lot. You can think of other prizes to make their drawings and insert into table cells.

If you only have a black and white printer, cell better Desaturate and then paint pastel pencils. For "bleaching" you must select a cell or the entire table and press the right mouse button. In the menu that opens, select "Borders and shading" and select the "Fill". To set the white fill or no fill. In different versions of Word placement of these items may vary.



© by Valery V Shmeleff <http://www.oflameron.ru> , <http://www.oflameron.com> ,
<http://www.shmeleff.com> or <http://ru.linkedin.com/in/nappel/>

For more info send “ **oflameron game** ” to GOOGLE.com