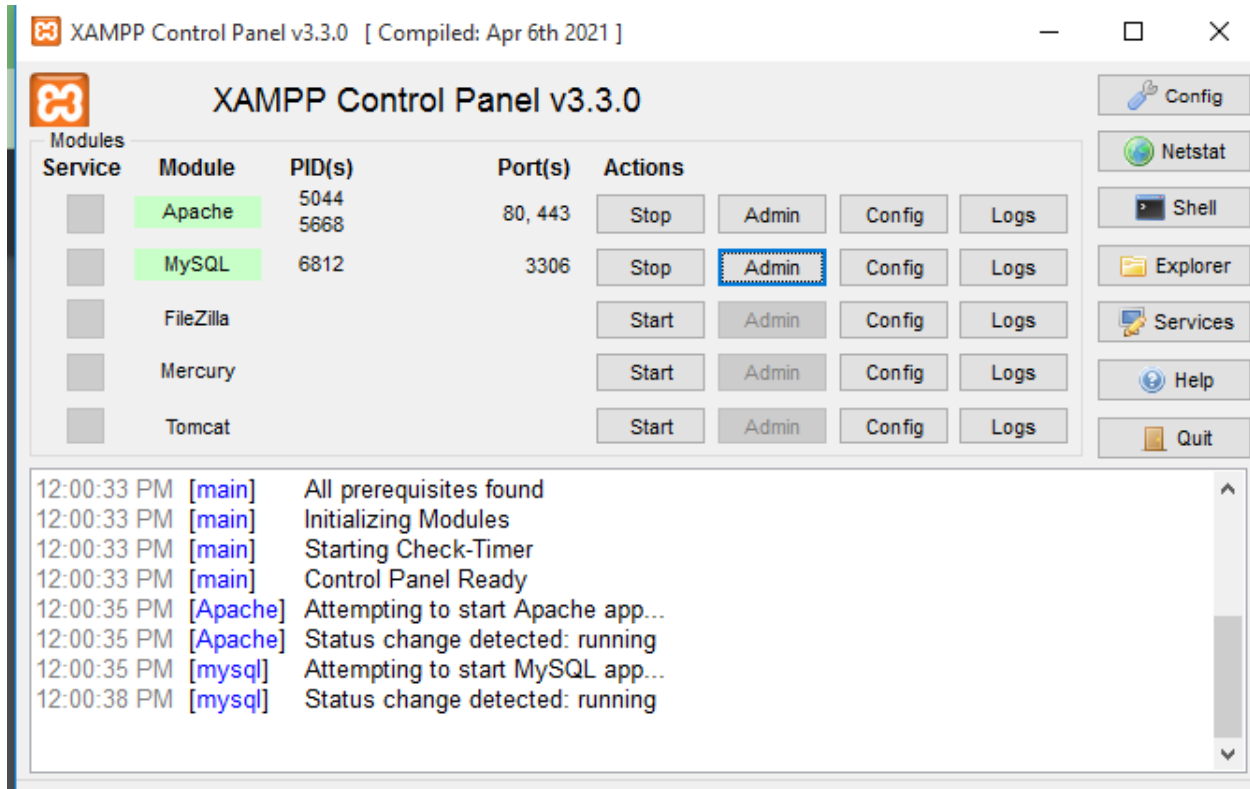



Start your xampp



And after it open localhost/phpmyadmin in your browser



Step 1:- create table record as shown below .

Run SQL query/queries on server "127.0.0.1":

```
1 Create table record
2 (id int,
3 name varchar(20),
4 email varchar(20),
5 password varchar(20)
6 );
7 |
```

Step 2:-

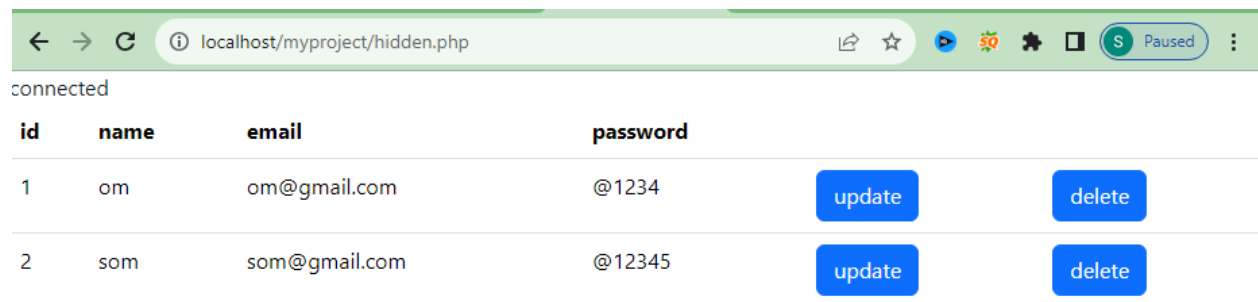
Insert record with following insert sql command

```
insert into record (id,name,email,password) values('1','om','om@gmail.com','@1234');
```

```
insert into record (id,name,email,password) values('2','som','som@gmail.com','@12345');
```

Step 3:-

Now we want to create following type output two button update and delete with hidden elements which hold id value .



The screenshot shows a web browser window with the address bar displaying 'localhost/myproject/hidden.php'. Below the browser, there is a table with the following data:

id	name	email	password		
1	om	om@gmail.com	@1234	update	delete
2	som	som@gmail.com	@12345	update	delete

For above we will write code as shown below

```

<!doctype html>
<html lang="en">
  <head>
    <meta charset="utf-8">
    <meta name="viewport" content="width=device-width, initial-scale=1">
    <title>Bootstrap demo</title>
    <link
href="https://cdn.jsdelivrivr.net/npm/bootstrap@5.3.2/dist/css/bootstrap.min.css"
rel="stylesheet" integrity="sha384-
T3c6CoIi6uLrA9TneNEoa7RxnatzjcDSCmG1MXxSR1GAsXEV/Dwvykc2MPK8M2HN"
crossorigin="anonymous">
  </head>
  <body>

<?php
include('connect.php'); //database connectivity
$sql = "select * from record"; //select all record from table hideen
$result = mysqli_query($conn,$sql); //exceute sql
echo '<table class="table">
<tr>
<th>id</th><th>name</th><th>email</th><th>password</th><th>&nbsp;</th><th>&nbsp;</th><th>&nbsp;</th></tr></tr>';

while($row=mysqli_fetch_array($result)) //reading table record using
{
echo '<tr>';
echo '<td>';
echo $row['id']; //display id value from column id
echo '</td>';
echo '<td>';
echo $row['name']; //display name value from column name
echo '</td>';
echo '<td>';
echo $row["email"]; //display email value from column email
echo '</td>';
echo '<td>';
echo $row["password"]; //display password value from column password
echo '</td>';
/* start of udate hidden*/
echo '<td> <form action="update.php" method="post">

<input type="hidden" name="hidden" value="'. $row['id'].'">
<input type="submit" name="button" value="update" class="btn btn-primary">

```

```
</form></td>';  
  
/* end of update hidden */  
  
/* start of delete hidden */  
echo '<td> <form action="delete.php"method="post">  
  
<input type="hidden" name="hidden" value="'. $row['id']. "'>  
  
<input type="submit"name="button"value="delete" class="btn btn-primary">  
</form></td>';  
/* end of delete hidden */  
  
echo '</tr>';  
}  
echo '</table>';  
?>  
</body>  
</html>
```

And after it run it and after this we will create `update.php` file code to display record in form as shown below

← → ↻ ⓘ localhost/myproject/update.php

connected

id

Name

email

password

update

For this we write code for `update.php` file :-

```
<!doctype html>
<html lang="en">
  <head>
    <meta charset="utf-8">
    <meta name="viewport" content="width=device-width, initial-scale=1">
    <title>Bootstrap demo</title>
    <link
href="https://cdn.jsdelivr.net/npm/bootstrap@5.3.2/dist/css/bootstrap.min.css"
rel="stylesheet" integrity="sha384-
T3c6CoIi6uLrA9TneNEoa7RxnatzjcDSCmG1MXxSR1GAsXEV/Dwvykc2MPK8M2HN"
crossorigin="anonymous">
  </head>
  <body>

<?php
$hiddenid=$_POST["hidden"]; //getting id from hidden element from display.php

include('connect.php'); //database connection

$sql = "select * from record where id='$hiddenid'"; //matching record of hidden
id with record table id
```

```

$result = mysqli_query($conn,$sql);

while($row=mysqli_fetch_array($result))
{
echo '<form action="finalupdate.php" method="post">

id <input type="text" name="id" value="'. $row['id']. '" class="form-control">

Name <input type="text" name="name" value="'. $row['name']. '" class="form-
control">

email <input type="text" name="email" value="'. $row['email']. '" class="form-
control">

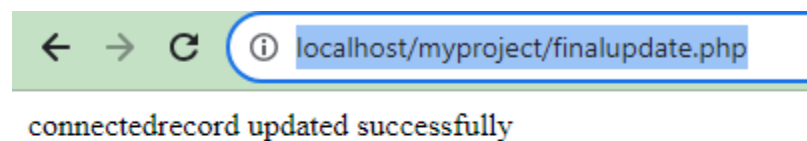
password<input type="text" name="password"
value="'. $row['password']. '" class="form-control">

<input type="hidden" name="hidden" value="'. $row['id']. '">

<input type="submit" value="update" name="update" class="btn btn-primary">
</form>';
}
?>
</body>
</html>

```

finalupdate.php file code :-



Code for finalupdate.php file :-

```

<?php
$hiddenid=$_POST["hidden"]; //getting id from hidden element from update.php

```

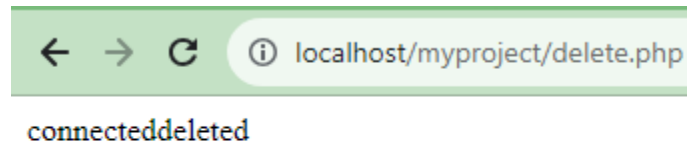
```

$name=$_POST["name"];
$email=$_POST["email"];
$password=$_POST["password"];
include('connect.php');
$sql="update record set name='$name', email='$email',password='$password' where
id='$hiddenid'";
$res=mysqli_query($conn,$sql);
    if($res)
    {

echo"record updated successfully";
}
else
{
echo "record not updated";
}
?>

```

Now for delete record



localhost/myproject/delete.php

connecteddeleted

delete.php file code :-

```

<?php
include('connect.php'); //it ll include all code of connect.php
$hiddenid=$_POST['hidden']; // value from display.php
$sql="delete from record where id='$hiddenid'";
$res=mysqli_query($conn,$sql); //go and execute delete sql command
if ($res)
{
echo "deleted";
}
else

```

```
{  
echo "not deleted";  
}  
?>
```