

UNIT 2

I Am ...



Putri

Diana

Pic 2.1 (Cliparts Office, 2003)

- Hi. I'm Diana.
- What's your name?
- My name is Putri.
- Putri. How do you spell it?
- P-U-T-R-I
- I'm from Indonesia.
- Are you?
- Yes. I am.

In this unit, you will learn how to:

- respond to transactional and interpersonal dialogues about asking for and giving information.
- produce transactional and interpersonal dialogues about asking for and giving information.
- make ideational responses to short functional texts (announcement).
- create short functional texts (announcement).

Section One:

Asking for and giving information

Presentation

Activity 1



Listen and repeat after your teacher. Then, answer the questions that follow.

In Joni's living room

Ani : How many cars are there in your garage?

Joni : There are two.

Ani : Are they new?

Joni : One is old and one is new.

Questions

1. What are Ani and Joni talking about?
2. Can you describe it/them?

Activity 2



Listen and repeat after your teacher.

Asking for and giving information	Responses
<ul style="list-style-type: none">• What's your name?• How do you spell it?• Where are you from?• When were you born?• Where do you live?• What colour is your house?• Is it big?• Which one is your bike?• Is that your new bike?• How many chairs are there?	<ul style="list-style-type: none">• My name is Joni.• J-O-N-I.• I am from Jakarta.• I was born on July 26, 1996.• I live at Jl. Bintoro 23, Surabaya.• White.• No, it isn't.• The yellow one.• No, it isn't.• There are four chairs.

Activity 3



Listen and repeat after your teacher.

In the classroom

- Mrs. Santosa : Hello. Are you the new student?
Ben : Yes, Ma'am. I am.
Mrs. Santosa : And your name ...?
Ben : Ben, Ma'am.
Mrs. Santosa : Ben. Is that it?
Ben : Benedict, Ma'am.
Mrs. Santosa : How do you spell it?
Ben : B-E-N-E-D-I-C-T.
Mrs. Santosa : Right... Nice to meet you, Benedict.
Ben : Nice to meet you too, Ma'am

In the library

- Anang : Hi, Ben. I am Anang.
Ben : Hi, Anang.
Anang : Where are you from?
Ben : I am from England.
Anang : England? That's very far.
Ben : Indeed.




Pic 2.2 (Cliparts Office, 2003)

Activity 4



Listen and repeat after your teacher.

Open your dictionary to find the meanings if necessary.



Picture 1




Picture 2



Picture 3



Picture 4



Picture 5



Picture 6

Pic 2.3 (Dit. PSMP, 2006)


To describe something, you say:
The bag is full.
The bag is empty.
 So, full is the opposite of empty.

Activity 5: Number, Colour and Things



Look at the following pictures.
 What colours are there?
 What things are there?
 How many things are there?


Read the phrases aloud after your teacher.



- One mouse
- One black mouse
- Ten black mice



- One polar bear
- One white polar bear
- Two white polar bears



- One elephant
- One grey elephant
- Two grey elephants



- One squirrel
- One brown squirrel
- Three brown squirrels




- One flamingo
- One pink flamingo
- Four pink flamingos




- One frog
- One green frog
- Five green frogs




- One carrot
- One orange carrot
- Seven orange carrots



- One grape
- One purple grape
- Twenty six purple grapes



- One corn
- One yellow corn
- Five yellow corns





- One whale
- One blue whale





- One strawberry
- One red strawberry
- Twelve red strawberries

Pic 2.4 (Dit. PSMP, 2006)

Based on the pictures above, you can make noun phrase with:
Number + Adjective + Noun.

Number	Adjective	Things	
One	red	cherry	
Two	green	frogs	

Three	cute	toothbrushes	
Four	Big	ducks	

Pic 2.5 clip art office, 2003

Activity 6: Pattern



The following is the pattern of *Number + Adjective + Noun*.
Complete the following chart

Subject	Has / Have	Number + Adjective + Thing/s
I	have	one blue book.
You	have	ten red grapes.
We	have	...
They	have	...
She	has	...
He	has	...
It	has	a white tail.

Activity 7: There is..... There are...



Look at the pictures.
There are many things in the park.
Everything has colours.
Everything has sizes.
Some of the things are more than one.

If there is only one thing, you say:

There is one small sandpit in the park.


If there are more than one, you say:

There are two swings in the park.

Now, look at the pictures below. Ask and answer about them. For example:

A: *How many flowers are there in the park?*

B: *There are three flowers there.*



Pic 2.6 (Dit. PSMP, 2006)

Based on the pictures above, complete the following chart.

There	be	a/an	thing/s	place
There	is	a	pond	in the park.
There	are	_____	flowers	in the park.

Activity 8: Where, When, How



To tell where something is, you use a preposition.
So, a preposition goes with a noun.
Look at the examples below.

Places

On the wall

In the classroom

Next to the TV

Under the table

Over there


Beside the sofa

On the tree

At home

Behind the table

Look at the following picture. Listen and repeat after the teacher



Pic 2.7 (Dit. PSMP, 2006)

Now rewrite the sentences above. Underline the preposition.

For example: The radio is **on** the bookshelf.

Then complete the following chart.

Subject	Be / Be+ Verb+ing	Adverb of Place
1. Jenny	is	behind the table.
2. The pictures
3. The books
4. The lamp
5. Spot	is	on the sofa.
6. Dad
7. Susan
8. Queenie
9. Jack	is	on the carpet.

Activity 9



To tell when things happen, you use time.

A preposition goes with time too.

One preposition goes with certain time expression.

We cannot change it. We can say “in the morning”, but not “at the morning”.

For example: I play football in the afternoon.

Time

Today
 Yesterday
 Tomorrow
 In the morning
 At noon
 In the afternoon
 In the evening
 At night
 In May
 On the 1st of May
 In 2004
 At one o'clock

Now complete the following chart.

Subject	Verb Be / Do	Object	
1. Sandy	eats	lunch
2. I	at night.
3. My birthday	is
4. We	study	our lesson

C. Manner: To tell how things happen you use manner

Fast Closely Loudly Clearly
 Slowly Quickly Carefully Quietly

For example: The boy sings loudly.

Now complete the following chart.

Subject	Verb	Adverb of manner
1. The girl	loudly.
2. The dog	quietly.
3. The old man	slowly.


Activity 10: Telling Time



Pic 2.8 (Dit. PSMP, 2006)


When we ask the time, we say “What time is it, please?”
 “What’s the time, please?” or “Do you have the time?”

Here are the examples of telling time. Your teacher will read each phrase/sentence below. Repeat after her/him.




7 o'clock

Time to wake up.




It's seven o'clock.




10 o'clock

Time to go out and play.




It's ten o'clock.



half past
four

Time to watch television.



It's half past four.

Pic 2.9 (Dit. PSMP, 2006)

Activity 1




Look at the picture. It is Tomy's bedroom.

What does he have in his room?

Describe the things using noun phrases.

For example: Tomy has one green mat.

Tomy's bedroom




Pic 2.10 (Dit. PSMP, 2006)

Activity 2



Look at the following things. Suppose they are in your bedroom. Now tell your friends what you have in your bedroom.

For example: I have a wooden chair



Pic 2.11 (Dit. PSMP, 2006)

Activity 3



Look at the pictures at Activity 7 (presentation). Work in pairs. Ask and answer about the pictures. Here is the example.

For example:

A: How many sandpits are there in the park?

B: There is one small sandpit in the park.

Activity 4



Read the dialogue and answer the questions. Work in pairs.

At the zoo

Tina: Do you have any pets at home?

Roni: I have a cat and two rabbits.

Tina: Are they cute?

Roni: Yes, of course. I like playing with them.

Questions:

1. What pets does Roni have?
2. How many chickens does Roni have?
3. What does Roni like to do with them?


Activity 5



Complete the dialogues with suitable expressions in the box. Then perform the dialogues with a partner.

In the classroom

1. Teacher : Where's the chalk?
Ella :
[Bringing the chalk]
Ella : Here you are.
Teacher : Thanks.



In the kitchen

2. Dono : Let's cut this fish.
Hendro :
Dono : I will.



At Ratih's house

3. Budi : May I borrow this for a week?
Ratih :
Budi : Oh, okay. Never mind.



While having the school break

4. Galuh : I am hungry.
Buyung :
Galuh : Thanks. Has it got curry?
Buyung : I think so.



At home

5. Fajar : Mum, where's my hat?
Mrs. Jati :
Fajar : And where's my bag?
Mrs. Jati :
Fajar : It's not here, Mum.
Mrs. Jati : Look at your book shelf.



(Pict. 2.12 Cliparts Office, 2003)

- a. Do it carefully, please.
- b. I think it's near your desk.
- c. Sorry, I use it everyday.
- d. It's in your bag.
- e. It's over here.
- f. There's a canteen over there

Production

Activity 1



Look at the picture about supermarket. Use your dictionary.
Tell your friend where the people are and where things are.
For example:

The old lady needs vegetables. She is in the vegetable section



Pic 2.12 (Dit. PSMP, 2006)

Activity 2



Work with your partner. Make dialogues based on the following situations. Use the model.

Model:

A: Where is.....?

B: It's in/on/at.....?

1. You need your rubber, but it is not there. You ask your friend. She/he tells you where it is.
2. You move to a new classroom. You and your friend discuss where to put classroom equipment in the right place. What do you and your friend say?
3. You have a new friend at school. You want to show him/her around the school, for example the cafeteria, library, and teachers' office. What do you say?

Activity 3




Work individually.

Look at the picture and answer the following questions.

1. Where are things?
2. What time is it?
3. Where are the people?

For example: It is about noon. The sun shines very brightly



(Pict 2.14 Clipart Office, 2003)

Activity 4



Work with your partner. Use the expressions of asking for and giving information. Make a dialogue based on these situations.

Situation 1

You want to borrow Andy's cutter. You forgot to bring it.

Situation 2

Rony is a school boy scout. Ask information about how to join the school boy scout.

Section Two:

Short Functional Text (Announcement)

Presentation

Activity 1



Read the announcement and answer the questions.

Good morning, class.
Join our choir rehearsal every Saturday at
12.30 in the school hall. All are invited.
Thank you.

1. What is the announcement about?
2. Where do you hear the announcement?
3. Who may read the announcement?

Activity 2



Based on the above announcement, here is the clue you must follow.

What?

A choir rehearsal

When?

Every Saturday at 12.30.

Where?

In the school hall

Activity 3



Read the announcement and answer the questions.

Announcement
Join the extracurricular programmes at school.
Feel free to choose your favourite program.
Don't miss out. Enjoy yourself.

Head of OSIS

Answer these questions.

1. Where do you usually find the above announcement?
2. What is it about?
3. Who wrote the announcement?

Activity 1



Complete the sentences with the expressions in the box.

1. We have just begun
2. Every student should know
3. There are
4. The election of the head of OSIS will be next month. Every student should
5. Studentsfrom Monday till Thursday.
6. The will take in the school hall.
7. require students to wear black belts and black shoes only.

- a. The school rules
- b. vote one of the candidates
- c. a new school year
- d. should wear a white and blue uniform
- e. the new school regulation
- f. a number of extracurricular programs
- g. farewell party
- h. please, be helpful

Activity 2



Read the announcement in Activity 1 (presentation) aloud in front of the class. Pay attention to your pronunciation.

Activity 3



Write an announcement based on the data below. Then, read it in front of the class.

Event : A try out on the final exam.

Time : Sunday, 16 March, 2008, from 9.00 to 11.00 am.

Place : In the school hall.

Production

Activity 1



In pairs, write an announcement on the basis of the following points. Then, read it aloud.

1. To celebrate the Indonesian Independence day.
2. A marching competition.
3. August 5, 2008.
4. Send representative for each class.
5. Rehearsal is everyday after school hours.

Activity 2



Write a simple announcement on a school bazaar. It is in the school yard on Sunday, March 16, 2008, 9.00 a.m. to 1.00 p.m. All students are invited.


Homework

1. Work with your partner. Prepare a dialogue with the owner of the school canteen. You want some information about the kinds of food in the canteen.
2. Write a simple announcement for a school activity, for example, a news reading contest or an English speech contest

Summary

1. In this unit, you have learned:
 - how to ask for information.
 - how to give information.
2. You have also learned:
 - how a short functional text (announcement) is organised.
 - how to write a short functional text (announcement).

What do people around the world eat?



Pic 2.15 (Dit. PSMP, 2006)

Look at the above foods. Answer the following questions.

1. Are they the same as the foods that you usually eat?
2. What do you usually have for breakfast, lunch, and dinner?
3. Have you ever eaten the above foods?

Evaluation

A. Choose the correct words to complete the sentences.

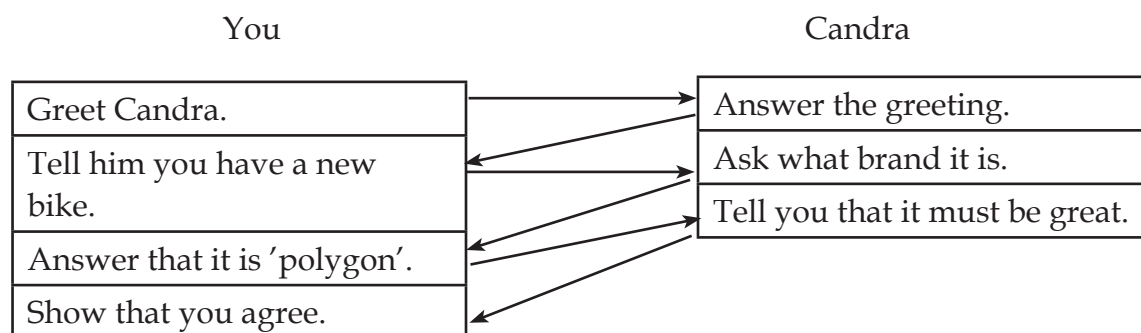
1. Monik : How many (pen/pens) do you have?
Ali : I have only one (pen/pens).
2. Mamik : How many (seat/seats) in the classroom?
Andy : There are about 40 (seat/seats)
3. Rany : Do you have pets? I have two (bird/birds) at home.
Dan : I have a (rabbit/rabbits)
4. Dyah : How many big (tree/trees) are there in the school yard?
Reza : I think there are four (tree/trees).

B. Write the following time in verbal forms.

1. It is 7 o'clock =
2. It is 12.15 =
3. It is 8.30 =
4. It is 2.56 =
5. It is 4.10 =

C. Write a dialogue based on the chart below.

You and Candra are talking about your new mountain bike.



D. Write an announcement based on the following clue.

Event : Prom night.

When : On Saturday, 22 March 2008.

Where : In the school hall

Fun Page

I Have Two Hands

Read the following poem loudly. Pay attention to your pronunciation.



I have two hands
The left and the right
Hold them up high
So clean and bright
Clap them softly
1 2 3



My face is bright
My teeth all white
My dress is clean
And all of me
So dear play mates
Follow me
So that our mother will be happy



I have two hands
The left and the right
Hold them up high
So clean and bright
Clap them softly
1 2 3



My face is bright
My teeth all white
My dress is clean
And all of me
So dear play mates
Follow me



So that our mother will be happy

Pic 2.16 (Dit. PSMP, 2006)

Now, write the adjectives and the adverbs that you find in the poem above.

Adjectives		Adverbs	
1.	_____	1.	_____
2.	_____	2.	_____
3.	_____	3.	_____
4.	_____	4.	_____
5.	_____	5.	_____
6.	_____	6.	_____
7.	_____	7.	_____
8.	_____	8.	_____
9.	_____	9.	_____
10.	_____	10.	_____

Reflection

- This unit gives me (put a tick):
 - new experiences.
 - useful learning experiences.
 - no useful learning experiences.
 - useful learning strategy.
 - no useful learning strategy.
- The most interesting part in this unit is.....
- Things that I want to study more are.....
- Read the statements. Then, give a tick (✓) to yes, no, some.

Statements	Yes	Some	No
a. I can make responses to asking for and giving information.			
b. I can make a talk on asking for and giving information.			
c. I can ask and answer factual information about descriptive adjectives, noun phrases, adverbs of places, time and manner.			
d. I can write an announcement.			

Vocabulary List

Words	Parts of Speech	Phonetic Transcriptions	Indonesian Equivalents
boy scout	n	[bɔɪskɑʊt]	pramuka
candidate	n	['kændɪdət]	calon
garage	n	['gærɑːʒ]	garasi
representative	n	[reprɪ'zentətɪv]	perwakilan
sandpit	n	['sændpɪt]	kotak yang diisi pasir untuk tempat anak-anak bermain
staple diet	n	['steɪpl'daɪət]	makanan pokok
rehearsal	n	[rɪ'hɜːsəl]	latihan
scissors	n	['sɪzəz]	gunting
see-saw	n	[siːsɔː]	jungkat-jungkit
choir	n	['kwɪə]	paduan suara