

UNIT 5

Do You Like Sports?



Pic 5.1 (Cliparts Office, 2003)

- Do you like sports?
- Yes, I do.
- What sport do you play?
- I like swimming.
- I dislike playing football.

In this unit, you will learn how to:

- respond to transactional and interpersonal dialogues about expressing likes or dislikes, and asking for and giving facts.
- produce transactional and interpersonal dialogues about expressing likes or dislikes, and asking for and giving facts.
- make ideational responses to short functional texts (name cards, greeting cards, congratulation cards, birthday invitations, and shopping lists).
- create short functional texts (name cards, greeting cards, congratulation cards, birthday invitations, and shopping lists).

Section One:

Expressing likes or dislikes; asking for and giving facts

Presentation

Expressing likes or dislikes

Activity 1



Listen and repeat after your teacher. Pay attention to the stress.

1. Like
2. Dislike
3. Love
4. Hate
5. Hobby
6. I like music.
7. I dislike smoking.
8. I hate smoking.

Activity 2



Study how to express likes and dislikes for different subjects below.

Like

SUBJECT	VERB	NOUN
I	like	music.
She	likes	cookies.
He	likes	camping.
We	like	swimming.
You	like	bicycle riding.
They	like	cooking.

Dislike

SUBJECT	VERB	NOUN
I	dislike	hard music.
She	dislikes	cookies.
He	dislikes	hiking.
We	dislike	smoking.
You	dislike	mountain climbing.
They	dislike	smoking.

Do/does not like

SUBJECT	VERB	NOUN
I	do not like	hard music.
She	does not like	cookies.
He	does not like	hiking.
We	do not like	smoking.
You	do not like	mountain climbing.

Activity 3



Study how to ask likes and dislikes for different subjects below.

DO/DOES	SUBJECT	VERB	NOUN
Do	they	like	smoking?
Do	you	like	mountain climbing?
Does	she	like	cookies?
Does	he	like	hiking?

Activity 4



Listen to your teacher and read the dialogues.

- Andi : Do you like apples, Budi?
 Budi : Yes, I do.
 Dona : Does Budi like apples, Andi?
 Andi : Yes, he does.
- Dedi : Do you like smoking, Cipto?
 Cipto : No, I don't. I dislike smoking.
 Dona : Does Cipto like smoking, Dedi?
 Dedi : No, he doesn't. He dislikes smoking.
- Dewi : Do your parents love music, Fenti?
 Fenti : Yes, they do.
 Dona : Do Fenti's parents love music, Dewi?
 Dewi : Yes, they do.
- Karyo : Do you like chilli, Sion?
 Sion : No, I don't. I hate chilli.
 Karyo : What about you?
 Sion : Yes, I do.

Notes:

To express like, we say:

I like..... or

I love.....

To express dislike, we say:

I don't like....

I dislike.....

Activity 5



Listen and repeat after your teacher.

1. Andi : Do you like smoking?
Budi : No, I hate it.
Andi : Why?
Budi : Because it's not good for our health.
2. Andi : Do you like camping?
Budi : Yes, I love it.
Andi : Why?
Budi : Because it's good for our life.

Activity 6



Read and complete the dialogues with the appropriate words.

1. Andi : Do you cheating?
Budi : No, I hate it.
Andi :
2. Andi : Do you like...?
Budi :
- Andi : Why?
Budi : Because it'sfor us.

Asking for and giving facts

Activity 7



Listen and repeat after your teacher.

1. Andi : Where's your book, Budi?
Budi : In my bag.
2. Andi : Where are your shoes?
Budi : At home.
3. Andi : Where's your bicycle?
Budi : In the parking area.
4. Andi : Where is your pencil?
Budi : On the table.

Notes:

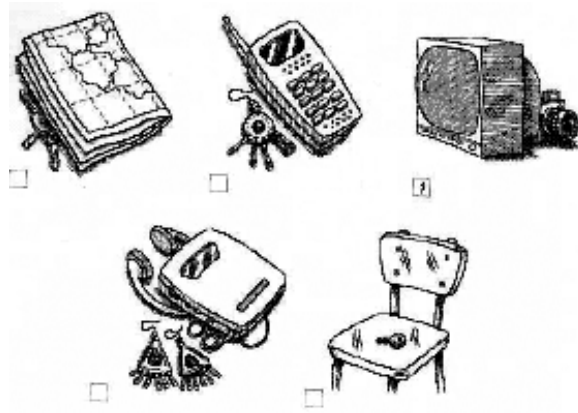
To ask for fact of the positions of things, you can use "Where is/are.....?". To give the facts of the position you use prepositions of place are at, in, on, for example: at home, in my bag, on the table.

Activity 8



Choose the correct answer for each question based on the picture.

1. Is my camera on the television?
a. Yes, it is.
b. No, it's not.
2. Are my earrings in the cupboard?
a. Yes, they are.
b. No, they're not.
3. Is my key in the car?
a. Yes, it's under the chair.
b. No it's on the chair.
4. Is my cell phone at home?
a. Yes, it is.
b. No, it's not.
5. Where is my key?
a. It's on the chair.
b. It's in the chair.



Pic 5.2 (Richards et.al., 2003)

Activity 9



Listen and repeat after your teacher carefully.

- a half
- a quarter
- past
- o'clock
- a half past two (2:30)
- a quarter past two (2:15)
- a quarter to two (1:45)
- ten to five (4:50)
- five to ten (9:50)

Notes:

A quarter	: 15 minutes
(A) half	: 30 minutes
Past	: after
To	: before
O'clock	: sharp
am.	: in the morning
pm	: in the afternoon/evening

Activity 10



Listen and repeat after your teacher.

1. A : Excuse me, Tom. What time is it now?
B : It's eight o'clock.
A : Thank you.
2. A : Excuse me, Dina. What time is it now?
B : It's a quarter to 9.
A : Thank you.



Pic 5.3 (Adobe, 2003)

3. A : Excuse me, Hari. What time is it now?
B : It's a quarter past ten.
A : Thank you.
4. A : Excuse me, Budi. What time is it now?
B : It's a half past four.
A : Thank you.
5. A : Excuse me, Andi. What time is it now?
B : It's ten to five.
A : Thank you.
6. A : Excuse me, Hari. What time do you get up?
B : At 4 am.
A : Thank you.
7. A : Excuse me, Budi. What does your sister go to bed?
B : At 9 pm.
A : Thank you.
5. A : Excuse me, Andi. What time do your friends go home?
B : At 2 pm.
A : Thank you.

Notes:

To ask for facts about time, we use

“ what time do you.....?”

“ what time does he.....?”

Activity 11



Read the sentences on the left column and write the time on the right column.

1. It's twelve o'clock.	12:00
2. It's a quarter to 9.
3. It's a quarter past ten.
4. It's (a) half past four.
5. It's ten to five.

Activity 12



Listen and repeat after your teacher.

- Andi : What's your name?
Budi : Budi, and you?
Andi : Andi
Andi : What's your address?
Budi : Jl. Sumatera 27, Yogyakarta.
Andi : What's your hobby?
Budi : Reading novels.
Andi : What's your father's job?
Budi : A fruit seller.
Andi : What's your telephone number?
Budi : It's 0274-831584.

Notes:

To ask personal details such as name, address, job, hobby and telephone number, we use question word “What...?”, then you can answer accordingly.

Andi : Sorry. Can you repeat that, please?

Budi : Sure. It's oh - two-seven-four - eight - three-one - five-eight - four.

Activity 13



Ask five classmates for their names, addresses, hobbies and telephone numbers. Write their answers in the table below.

No	Names	Addresses	Hobbies	Telephone numbers
1.				
2.				
3.				
4.				
5.				

Practice

Asking and expressing likes and dislikes

Activity 1



Ask your partner's like or dislike using the pictures. Use the following model.

Andi : Do you like pizza?

Budi : Yes, I do.

1. Pizza




2. Jam



3. Ice cream



4. Chocolate



5. Margarine




6. Sausages




7. Bread



8. Cake



9. Cheese




10. Hot tea



11. Milk



12. Boiled eggs



Pic 5.4 (Dit. PSMP, 2006)

Activity 2



Interview your classmates. Ask the food and drinks they like or dislike. Then, write them down. Pay attention to your spelling.

Names	My friends like		My friends dislike	
	food	drinks	food	drinks

Activity 3



Work in pairs. Practise asking using the correct form of the verb like. Give negative answer for (X), and positive answer for (V). Number 1 is done for you.

Example:

- Children/chocolate/ (V)
A : *Do children like chocolate?*
B : *Yes, they do.*
- I/black coffee/(X)
- She/English / (V)
- They/cheating/(X)
- Tini/Tono/(V)

6. You/coming late/(X)
7. People/sport/(V)
8. We/waiting/(X)

Activity 4



Practise asking the reasons why your friends like or dislike something. Number 1 is done for you.

1. Your friend : I love cats.
 You : Why do you love cats?
 Your friend : Because they are cute.
2. Your friend : I hate coming late.
 You :?
 Your friend :
3. Your friend : I like apple very much.
 You :?
 Your friend :
4. Your friend : I dislike dirty classroom.
 You :?
 Your friend :
5. Your friend : I like poetry.
 You :?
 Your friend :

Activity 5



Read and complete the dialogues below with *do, does, doesn't, like, likes, love and dislike*. You can use the words more than once.

1. Andi : ... you like durian, Budi?
 Budi : No, I don't. I ...it very.
2. Dewi : Does your father ... cooking?
 Fenti : No, he.... But my mother.....it very much.
3. Karyo : Do all studentsplaying basket ball?
 Sion : Yes, they....
4. Dedi :your brother love swimming?
 Cipto : No, he doesn't. He ... playing football.

Asking and giving facts

Activity 6




Ask your partner the positions of the things in the picture. Number 1 is done for you.

You : Where's the backpack?

Your friend : On the carpet.

1. The backpack
2. Glasses
3. Umbrella
4. Pencils
5. TV
6. Book
7. Newspaper



Pic 5.5 (Richards et.al., 2003)

Activity 7



Look at the list of the things in your classroom.
Student A asks questions where the objects are.
Student B answers them. Use *at, in, on* as in the model.

Model

Andi : Where is the pencil?

Budi : It's on the table.

1. Atlas
2. Video
3. Bag
4. Dictionary
5. Umbrella
6. Globe

Activity 8



Ask and answer about the time below in pairs. Use words *a half, a quarter,* and *o'clock*. Use the model.

Model

9:00

Andi : What time is it?

Budi : It's 9 o'clock.

1. 06:30

2. 12:45
3. 07:00
4. 09:15

Activity 9



Ask and answer about the time your friends do the following activities. Use the model.

Go to school/6.30 am.

Model

Question : *What time do you go to school?*

Answer : *At 6.30.*

1. Have breakfast/5.30 am.
2. Do home work/7 pm.
3. Go home from school/3 pm.
4. Help mother in the kitchen/4.30 pm.

Activity 10



Read the conversations below and fill in the blanks with the proper expressions.

1. Budi : Hi, I'm Budi. What's your name?
Benny :
2. Benny : ...your address, Budi?
Budi :
3. Budi : What's your hobby?
Benny :
4. Benny : What's your father's?
Budi : He's a policeman.
5. Budi : What's your mother?
Benny :an English teacher.

Activity 11



Match the following Questions and Answers. Then, ask question and answer with your partner orally.

Questions about....	Answers
1. Name	a. 549-237
2. Address	b. 7 A
3. Phone number	c. budi.student@yahoo.com
4. Home number	d. Andi Santoso

5. Student number	e. Jl. Perkutut 35, Surabaya
6. Email address	f. 0045721

Activity 12



Your teacher will read the dialogue below. Listen to your teacher and choose the best answer.

Teacher: What's your name?

Student: Dina Ramasari.

Teacher: What's your address?

Student: Jl. Langit seven, Magelang.

Teacher: What's your home number?

Student: Twenty three.

Teacher: What's your telephone number?

Student: Two three seven nine one eight.

Teacher: What's your student number?

Student: oh oh three five seven.

Teacher: What's your email address?

Student: karno-at-yahoo-dot-com.

- The student's name is
 - Ramasari Rina
 - Dina Ramasari
- Her address is
 - Jl. Langit 7, Magelang
 - Jl. Lawu 7, Magelang
- Her house number is....
 - 20
 - 23
- Her telephone number is....
 - 237918
 - 337918
- Her student number is.....
 - 00257
 - 00357
- Her email address is....
 - karno@yahoo.com
 - jarwo@yahoo.com

Production

Asking and expressing likes and dislikes

Activity 1



Make dialogues based on the following situations and act them out.

- Ask your friend's favourite book and why she/he likes that.
- Tell your friend that you dislike waiting too long and your friend asks you the reasons.

Activity 2



1. Individually tell your class the things and activities you do not like and tell your reasons.
2. Individually tell your class things and activities you like very much and tell your reasons.

Activity 3



Ask you classmates their like or dislike and complete the form.


Love it or hate it? Name: _____	Write A, B,C, or D	A= I love it B= I like it	C=I don't like it D=I hate it
Dancing	___	Going to party	___
Shopping	___	Going on a bus	___
Waiting	___	Cleaning my room	___
Going to the dentist	___	Getting up early	___
Talking on the phone	___	Staying up late	___

Asking and giving facts

Activity 4



Work in pairs. Ask and answer the positions of certain things in the classroom. Use *in, at, on*. Then tell their positions to the class.



Pic 5.6 (Richards et.al., 2003)

Activity 5



Work in pairs. Ask your friends about the time when they do certain things. Then, tell the findings to the class.

Daily Activities			
Morning		Afternoon	
Time	Activities	Time	Activities

Adapted from Abbs. et.al. (2003)

Activity 6



Work in pairs. Ask your friends' name, address, telephone number and his/her father's job. Then fill in the personal information below.

Name:.....
Age:
Home address:
Sex:
Likes:
Dislikes:

Section Two:

Short functional texts (name cards, greeting cards, congratulation cards, birthday invitations and shopping lists)

Presentation

Name card

Activity 1



Read the text and answer the questions.

1. What's the man's name?
2. What's his address?
3. What's his telephone number?

Name: Andi Abdullah
Address: Jl. Kutai 2 Malang
Telephone number: 0341-333666

Activity 2



Read and complete the sentences about the personal information form.

1. The girl's name is.....
2. She is.....years old.
3. Her birthday is
4. Her address is
5. Her phone number is.....

Personal information form

Surname : Sudarwanto
First name : Laili
Age : 12 years old
Date of birth : 4 June 1996
Nationality : Indonesian.
Address : Jalan. Sumatera 33, Semarang.
Phone number: 542240.

Activity 3



Write the answers based on "Birthday Reminder".

Example: Which month is Dewi's birthday?
It's in March.

1. Which month is Tono's birthday?

2. Which month is Karno's birthday?

3. Which day of the week is Tono's birthday?

4. Which month is Anton's birthday?

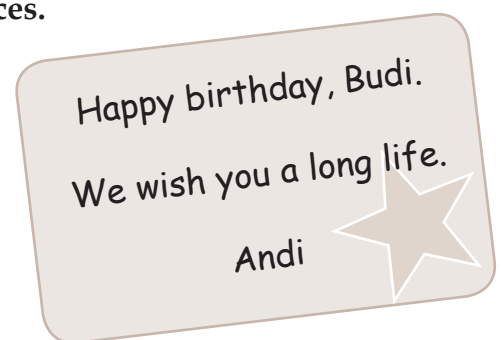
Birthday reminder		
January	February	March
Budi (6th)	Anton (1st)	Dewi (20th)
April	May	June
	Karno (5th)	Tono(30th)
October	November	December
	Jainul(21st)	

Activity 4



Read this birthday card and complete the sentences.

1. This is Budi's
2. Andi sends the birthday card to
3. Andi wishes Budi



Activity 5



Read the congratulation card below and complete the sentences.

1. Budi gets congratulations from
2. Budi is successful in....



Activity 6



Read aloud the dialogue below. What is this dialogue about?

- Dani : I heard you got 10 for math.
Sam : Yes, that's right.
Dani : Congratulations.
Sam : Thank you.

Birthday Invitation

Activity 7



Read the invitation for a birthday party below and answer the questions.

19 June 2007

Hi, Dara!

The 29th of June will be my birthday. Will you come to my birthday party on the 29th of June, at 6 pm at my home?

Dea

Questions:

1. Who sends the invitation?
2. Who is invited to the birthday party?
3. When will be the birthday party?
4. Where will be the birthday party?
5. What does she write in the beginning?
6. How does she greet Dara?

Activity 8



Look at Joko's shopping list below. How many things does he buy?

Shopping List

- Butter
- Chicken
- Cookies
- Steaks
- potatoes

Activity 9



Read the following conversation and complete the shopping list.

Todd : OK, so what do we need?

Olivia : Let's look at the vegetables. We need some potatoes.

Todd : How about tomatoes? Do we need any tomatoes?

Olivia : Yes we do. They're on the list.

Todd : Let's go over there to the dairy section. We need some butter.

Olivia : Do we have any milk?

Todd : Yes, we have some at home.

Olivia : We also need steaks for dinner tonight.

Todd : Yeah, some chickens for Saturday night. But there is no chicken in our list. We still have in the fridge.



Pic 5.7 (Richards et.al., 2003)

Shopping List

-
-
-
-
- ...

Practice

Name cards

Activity 1



Read and complete the name card below.

Hello, my name is Dewi Susanti. I live in Jakarta. My address is Jl. Pancoran 2. My telephone number is 021-333666.

Name:

Address:

Telephone number:

Activity 2



Read the text below and complete the personal information form.

My name is Dedi Jaelani. I'm 13 years old. I'm from Indonesia. My date of birth is 25 May 1996. My address is Jalan Jawa 33, Medan. My telephone number is 212790.

Personal information form

Surname:

First Name:.....

Age:

Date of birth:

Nationality:

Address:

.....

Telephone number:

Greeting Card

Activity 3



Write a greeting card for Dina Ramasari. She celebrates her 13th birthday. Wish her a happy life.

Happy,

We wish you

.....

Congratulation card

Activity 4



Write a congratulation card based on the conversation below.

Dewi : I heard you passed the English test.

Budi : Yes, that's right.

Dewi : Congratulations.

Budi : Thank you.



Birthday invitation

Activity 5



You will have a birthday party on Tuesday, 3 August 2008. The party will be at 6:00 p.m. at your house, Jalan. Papua 19, Makasar. Write an invitation for a birthday party to your close friend, Joko.

(Date) _____

Hi, _____

Next _____ will be my birthday. _____

Could you _____ ?

Shopping list

Activity 6



Write your own shopping list. You want to buy your daily needs in a market.

Shopping List

....

....

....

....

...

Production

Name card

Activity 1



Fill in your own name card below.

(your name)
Home address:
.....
Email address:
Telephone number:

Activity 2



Interview your friend and complete the following personal information form.

Personal information form

Surname:
First Name:.....
Age:
Date of birth:
Nationality:
Address:
.....
Telephone number:

Greeting card

Activity 3



Write a greeting card for each of the following students.

1. Aulia Febriani/new student in your class.
2. Jono/moves from your home town to Jakarta.
3. Siti/recovers from illness.



Congratulation cards

Activity 4



Write 2 congratulation cards for the following people.

1. Dedi wins the first prize in the speech contest.
2. Karno becomes the captain of the class.
3. Marta gets a new baby brother.



Birthday invitation

Activity 5



Write a short invitation for your own birthday. Include the date/day, time and place of the party. Use the following model.

(Date) _____

Hi, _____

Could you _____?

Shopping List

Activity 6



You and your friends want to go on a picnic on Sunday. Please write the things you want to buy for the picnic in the nearest market.

Homework

1. Ask your parents' likes and dislikes and why they like/dislike them.
2. Practice asking your friends' factual information.
3. Write your own personal information form.
4. Send your birthday card to someone you know.
5. Design your father's name cards and give it to other people at home.
6. Write more name cards, greeting cards, congratulation cards, birthday invitations and shopping lists on your own.
7. Visit the following websites for greeting cards:
 - o <http://www.123greetings.com/congratulations>.
You can send free online greeting cards, animated cards, ecards, postcards & egreetings with quotes for friends and family on special occasions.
 - o http://www.dgreetings.com/everyday_cards/congrats.
 - o <http://www.bluemountain.com>.
Blue Mountain offers free ecards and print greeting cards for birthdays and other holidays and occasions. You can choose from animated cards, musical ecards.

Summary

In this unit you have learned how to:

1. ask questions about somebody's likes and dislikes.
2. express your own likes and dislikes.
3. ask for and give factual information about time, positions of things and personal details.
4. write name cards.
5. write greeting cards.
6. write congratulation cards.
7. complete personal information forms.

Evaluation

I. Choose the best answer.

1. Do you like Michael Jordan?
a. Yes, I like. b. Yes, I do.
2. Does Dewi hate snakes?
a. Yes, she does. b. Yes, sure.
3. What's your hobby, Anton?
a. Read. b. Reading

4. Look at that. What's on the table?
 - a. Yes, it's a book.
 - b. A book.
5. Where are the glasses?
 - a. In the kitchen.
 - b. On the ceiling.
6. Where do you live?
 - a. At 3 p.m.
 - b. In Surabaya.

II. Write a shopping list for Aan based on the following dialogue.

Mimin: Are you going to shop?

Aan : Yes I need some new batteries for my radio.

Mimin : Well, we don't have any eggs and milk. Can you get some?

Aan : OK.

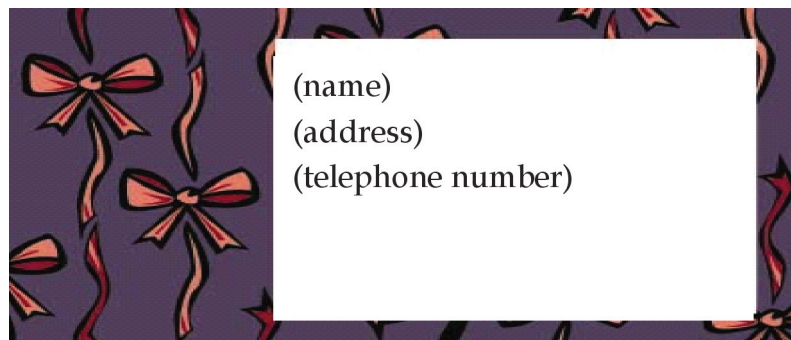
Mimin : And we need some coffee too.

Aan : Don't worry.

III. Write a congratulation card for Andi. He won the badminton game last week.

IV. Read the text and write a name card.

Hello, my name is Susilo Hadi. I'm in Grade 7 of SMP Harapan Jaya. My address is Jl. Kembang Hijau 35, Surabaya. My telephone number is 031-828888.



V. Read the text and complete the personal information form below.

My name is Jason Marcus Mendoza. I'm 15 years old. I come from the Philippines. I am Filipino. I was born on the twenty ninth of October, nineteen ninety three. My address is 17 Randall Street, Manila. My telephone number is +63-31-77258.

Personal information form	
Surname	: _____
First name	: _____
Age	: _____
Date of birth	: _____
Nationality	: _____
Address	: _____
Phone number:	_____

Cultural Notes

1. People in English speaking countries often send congratulation cards on happy moments somebody has. The moments can be special achievement or something that children can do for the first time, including being good at school. What about people in Indonesia? Do teachers give you congratulation cards for being good at school?



Pic 5.8 (Adobe, 2003)

2. People from different cultures think of time in different ways. In English speaking countries people arrive on time for work, appointments, and parties. What about people in Indonesia? Do they always arrive on time for work, appointments, and parties?



Pic 5.8 (Adobe, 2003)

Reflection

- This unit gives me (put a tick):
 - new experiences.
 - useful learning experiences.
 - no useful learning experiences.
 - useful learning strategy.
 - no useful learning strategy.
- The most interesting part in this unit is.....
- Things that I want to study more are.....
- Read the statements. Then, give a tick (✓) to **yes, no, some**.

Statements	Yes	Some	No
a. I can express likes and dislikes.			
b. I can ask questions about somebody's like and dislike.			
c. I can ask and give facts about time, positions of things and personal information.			
d. I can write name cards.			
e. I can write greeting cards.			
f. I can write congratulation cards.			
g. I can complete personal information forms.			
h. I can write birthday invitations.			
i. I can write shopping lists.			

Vocabulary List

Words	Parts of Speech	Phonetic Transcription	Indonesian equivalents
accordingly	adv	[ə'kɔ:dɪŋli]	sesuai
achievement	n	[ə'tʃi:vmənt]	prestasi
atlas	n	['ætɫəs]	atlas, peta bumi
backpack	n	['bækpæk]	tas punggung

boiled	adj	['bɔɪld]	kukus
bossy	adj	['bɒsi]	suka memerintah
butter	n	['bʌtə]	mentega
camping	n	[kæmpɪŋ]	kemah
cell phone	n	['selfəʊn]	telepon seluler
celebrates	v	['selɪbreɪt]	merayakan
cheating	n	[tʃi:tɪŋ]	kecurangan
cheerful	adj	['tʃi:əfʊl]	ceria
climbing	n	[klaɪmɪŋ]	mendaki
cupboard	n	['kʌbəd]	lemari
dairy	n	['deəri]	berbahan susu
dentist	n	['dentɪst]	dokter gigi
dislike	v, n	[dɪs'laɪk]	tidak suka, ketidaksukaan
ear ring	n	[ɪərɪŋ]	anting-anting
email	n	['i:meɪl]	surat elektronik
experience	n	[ɪk'spiəriəns]	pengalaman
fridge	n	[frɪdʒ]	kulkas
hate	v	[heɪt]	benci
honest	adj	['ɒnɪst]	jujur
map	n	[mæp]	peta
neat	adj	[ni:t]	rapi
nephew	n	['nefju:]	keponakan
occasions	n	[ə'keɪzən]	kejadian tertentu
poetry	n	['pəʊtri]	puisi

reminder	n	[rɪ'maɪndə]	pengingat
sharp	adj	[ʃɑ:p]	tepat
shy	adj	[ʃaɪ]	malu
stay up	v	[steɪʌp]	terjaga
wish	v	[wɪʃ]	berharap