

# UNIT 8

It happend like this...

(Recount)



Pic 8.1([www.shadowsys.com](http://www.shadowsys.com))

In this unit, you will learn to:

- ⊖ comprehend oral recount texts,
- ⊖ present oral recount texts accurately,
- ⊖ read and understand written recount texts, and
- ⊖ create written recount texts.

## Section One:

### Spoken Recount

#### Presentation

#### Activity 1



Discuss these questions with a partner.

1. Do you have an unforgettable experience?
2. Do you tell your experience to a friend?
3. What do you say to start telling your experience?
4. Do you tell the events step by step?
5. Do you add your comment to your experience?

#### Activity 2



Act out the following presentation to a friend.

Hi, every body. Let me tell you something. Last night I went to my neighbour's wedding party with my family. You know, it was the wedding party of my dad's boss' son.

Well, in the party I had *rawon* and *sate Madura*. It's really nice to have them in a traditional wedding like this one. Then I had, you know what, some *dawet ayu*. After that, I sang for the happy couple.

At about 09.15 we went home. We arrived home rather late. I felt really very happy.

#### Activity 3



Listen again to your friend's presentation and then answer the following questions.

1. What did the speaker do last night?
2. Whose birthday was it?
3. What did the speaker have for dinner first?
4. What did the speaker have for dinner next?
5. When did the speaker go home?
6. How did the speaker feel?

## Activity 4



Write the past simple tense of the verbs below and read aloud.

arrive	arrived
dance	
play	
believe	
stay	
like	
enjoy	
travel	
study	
look	

## Activity 5



Complete the sentences in the past simple. Use a verb from the box below.

graduate	learn	change	try
die	end	live	wander
walk	receive		

1. My brother was at Malang State University, studying English; he ... last year.
2. The second World War ... in 1939, and ... six years later in 1945.
3. One year after Marie Curie ..., her daughter ... a Nobel Prize.
4. In remote places people ... a long way to the market to sell their harvest.
5. In school, the young Edison's mind often ... and his teacher, the Reverend Engle, was overheard calling him "addled."
6. I ... Jav=anese alphabets when I was in primary school, but I don't remember very much now.
7. I ... to phone you last night, but there was no answer.
8. For practicality and efficiency, farmers ... their way of harvesting paddies by then using a sickle.
9. Once there ... a young handsome boy called Jayaprana and a beautiful girl named Layonsari in Bali.

## Activity 6



Read the explanation below.

The Simple past: questions and negatives

We make questions and negatives with did and didn't.

Example:

Did you get up early yesterday?

Yes, I did.

Did Tina get up early yesterday?

No, she didn't.

We didn't watch football match last week.

They didn't watch football match last week.

Simple Past Question

Did + Subject + base form + ... ?

didn't  
or  
did not

Simple Past Negative

Subject + didn't + base form + ...

### Activity 7



With a partner, try to ask questions and answer based on the pictures below. Do as the examples.

Examples:

Ani : Did Tina get up late yesterday?

Betty : Yes, she did. She got up at seven.

Amin : Did she go to school?

Budi : No, she didn't. She stayed at home.



get up at 7.00

---

---



have breakfast

---

---



wash the dishes

---


---



wash her clothes

---


---



watch TV

---

---



stay at home

---

---

Pic.8.2 (Di.PSMP,2006)

## Practice

### Activity 1



Complete the sentences with the past forms of the verbs in brackets. Then take turns to tell each story to your partner orally.



Pic.8.3

(<http://en.wikipedia.org>)

Edison (turn) into a telegraph operator after he (save) three-year-old Jimmie MacKenzie from being struck by a runaway train. Jimmie's father, station agent J.U. MacKenzie of Mount Clemens, Michigan, was so grateful that he (train) Edison as a telegraph operator. Edison's first telegraphy job away from Port Huron was at Stratford Junction, Ontario, on the Grand Trunk Railway. In 1866, at the age of 19, Thomas Edison (move) to Louisville, Kentucky. There as an employee of Western Union, he (work) the Associated Press bureau news wire. Edison (request) the night shift at work. This (allow) him plenty of time to spend at his two

favorite pastimes -- reading and experimenting. Eventually, the latter pre-occupation cost him his job. One night in 1867, he was working with a battery when he (spill) sulphuric acid onto the floor. It ran between the floorboards and onto his boss' desk below. The next morning he was fired.

(source: [http://en.wikipedia.org/wiki/Thomas\\_Edison#Early\\_life](http://en.wikipedia.org/wiki/Thomas_Edison#Early_life))

## Activity 2



Change the verb between brackets into the past form. Then tell it to your classmate.

Hi, every body. Let me tell you something. Yesterday Year 8 students (go) to a swimming competition at Banyubiru swimming pool.

The first race I (enter) was the freestyle. I (win) the third place and (get) a blue ribbon. The next race (be) backstroke. I (come) fifth.

Later on my friend (swim) in the butterfly race and (win). After lunch, we (compete) in the relays. Year 8 students (cheer) so hard for our team.

Finally, my mum (arrive) to take me home. I was very tired but very happy.

## Activity 3



The sentences below have been made jumbled. However, originally they make up a story. Rearrange these sentences to reconstruct the story.

As it rained for two hours, they could not have anything to do.

She went with her mum, dad, and her brother.

Then her dad grilled some fish.

She says it is her worst experience during her holiday.

Last semester Rohana spent her holiday on Pasir Putih beaches.

They went by bus from Probolinggo to Pasir Putih.

Immediately they ran to find a shelter to escape from the rain.

Rohana and her brother spread out their big blanket and also folding chairs.

When they got to the beach, they picked up a place to sit.

Suddenly, it rained very hard.

## Production

### Activity 1



Get ready to tell your own experience to your friend. Remember that you should do the following:

1. Begin your story by telling:
  - a. when and where it happened
  - b. who the character was/were

2. Then, tell the happenings in order they happened,

3. Finally, end your story with an ending.

You could choose anyone of the following:

- Tell about a car accident you witnessed.
- Tell about something that happened to your pet.
- Tell about your holiday.
- Tell what happened in the last episode of your favourite TV serial.
- Tell about a special day.

Choose a story of your own.

## Section 2:

Written Recount

### Presentation

#### Activity 1

Work in pairs and discuss these questions.

1. Have you ever gone on a study tour?
2. What places did you visit during your study tour?
3. Did you tell your experience to your Dad or Mum?
4. Did you also keep what you experienced in a diary?
5. Did you write a postcard to your friends?
6. Did your teacher ask you to write a recount or story after the trip?



Pic.8.4 (Di.PSMP,2006)

#### Activity 2



Read Nida's school trip to the Botanic Gardens for the school magazine below.

#### A Tour to the Botanic Gardens by Nida

On Thursday 24 April, Year Eight students went to the Botanic Gardens. We walked down and got into the bus.

After we arrived at the gardens, we walked down to the Education Centre. We went to have a look around. First we went to the Orchid Farm and Mrs. Rita read us some of the information. Then we looked at all the lovely plants. After that we went down to a little spot in the Botanic Gardens and had morning tea.

Next we took some pictures and then we went back to the Education Centre to have lunch. After that we went for a walk.

A lady took us around and introduced herself, then she explained what we were going to do. Next she took us in to the green house. It was most interesting.

Soon after we had finished we went back outside. Finally we got into the bus and returned to school. We were tired but happy.



### Activity 3



Answer these questions.

1. What is the text about?
2. 'We' in the text above refer to \_\_\_\_\_
3. Did Nida tell what Year Eight students do?
4. When did they do it? Where?
5. What was the first thing they did when they arrived?
6. What did they do next?
7. Who do you think Mrs. Rita was?
8. What did she do?
9. Where did Year Eight go next?
10. How did they return to school?

### Activity 4



Read and answer the following questions.

At the beginning of Nida's story, we find out who the characters are, where the events took place and when it happened.

With your highlighter marked the answer to these questions.

1. Who took part in the tour to Botanic Gardens?
2. When did it take place?
3. Where did it take place?

### Activity 5



Nida wrote the event of the day in the order they happened.

Check her story again. Then number these events in their correct order.

- |   |                          |
|---|--------------------------|
| We walked down and got into the bus.  | <input type="checkbox"/> |
| We had morning tea  | <input type="checkbox"/> |
| We walked down to the Education Centre  | <input type="checkbox"/> |
| We took some pictures   | <input type="checkbox"/> |
| We went to the Orchid Farm  | <input type="checkbox"/> |
| She took us to the green house  | <input type="checkbox"/> |
| We went down to a little spot in the Botanic Gardens                                      |                          |
| We went back to the Education Centre to have lunch  | <input type="checkbox"/> |
| A lady took us around and introduced herself, then she explained what we were going to do | <input type="checkbox"/> |
| we got into the bus and returned to school.   | <input type="checkbox"/> |

## Activity 6



Find the following words in Nida's story and highlight them in different colour. These special words are called time signals.

After .....  
First .....  
Then .....  
After that .....  
Then.....  
Next .....  
Finally .....

## Activity 7



Change these verbs from the present tense to the past tense as it is used in the text.

present	past
go	
walk	
get	
arrive	
read	
look at	
have	
take	
introduce	
explain	
finish	
return	

## Activity 8



Rewrite the following text. Put in capital letters to begin each sentence and full stops to show where each sentence ends in the.

on thursday 24 april we went to the botanic gardens we walked down and boarded the bus after we arrived at the gardens we walked down to the education centre year seven went to have a look around first we went to the orchid farm and mrs rita read us some of the information then we looked at all the lovely plants after that we went down to a little spot in the botanic gardens and had morning tea

---

---

---

---

---

## Practice

### Activity 1



Write the answers to the questions under each picture.

Picture 1



Pic.8.5 (Di.PSMP,2006)

1. Who were the characters?
2. Where were they?
3. What did they do?
4. When did they do that?

Picture 2



Pic.8.6 (Di.PSMP,2006)

5. What did the girl do?
6. What did the cat do?

Picture 3



Pic.8.7 (Di.PSMP,2006)

7. What did they do?
8. How did they feel?

## Activity 2



Copy your answers above into the following format.

<hr/> <p>(Title)</p>
who, where, when
<hr/> <hr/> <hr/> <hr/> <hr/>
Series of events (events in the order they happened)
<hr/> <hr/> <hr/> <hr/> <hr/>
what happened in the end
<hr/> <hr/> <hr/> <hr/> <hr/>

## Production

### Activity 1

Now it's time for you to write your own recount. Feel free to ask your teacher for help. Follow the steps as when you did above.

When you have chosen a topic of your interest, use the Recount Plan above to write your recount.

To write your own recount, you could:

- Write for a wall magazine telling about your trip to the Borobudur.
- Write a postcard to your grandmother telling her about your holiday.
- Tell your friends what happened in the last episode of your favourite TV serials.
- Write to your pen-friend telling about the last Independent Day Festival.
- Write about something that happened at your school.

Choose a story of your own.

When you have finished your draft, discuss it with your friends to have their comments. This helps you revise your writing. Then, display your writing on the classroom wall.

## Activity 2



Revise your text. After you have finished, read the checklist below. If you can answer 'yes' to the question, put a tick (✓) at the end of that question. If you can't, go back and fix your story then put a tick.

- Have you given the information about who, where and when at the beginning of your recount?
- Have you told the events in the order they happened?
- Have you used time conjunctions?
- Have you used action verbs in the past tense?
- Have you added some personal comments?
- Have you used full stops at the ends of sentences?
- Have you used capital letters for proper nouns?
- Have you checked your spelling?


## Homework



Write your experience about a study trip to a friend or your relative. Use the format below.

../ ../2008

who, where, when	→	Dear ....., _____ _____
Series of events (events in the order they happened)	→	_____ _____ _____
what happened in the end	→	_____ _____ _____
		Love, _____

## Summary

### Activity 1

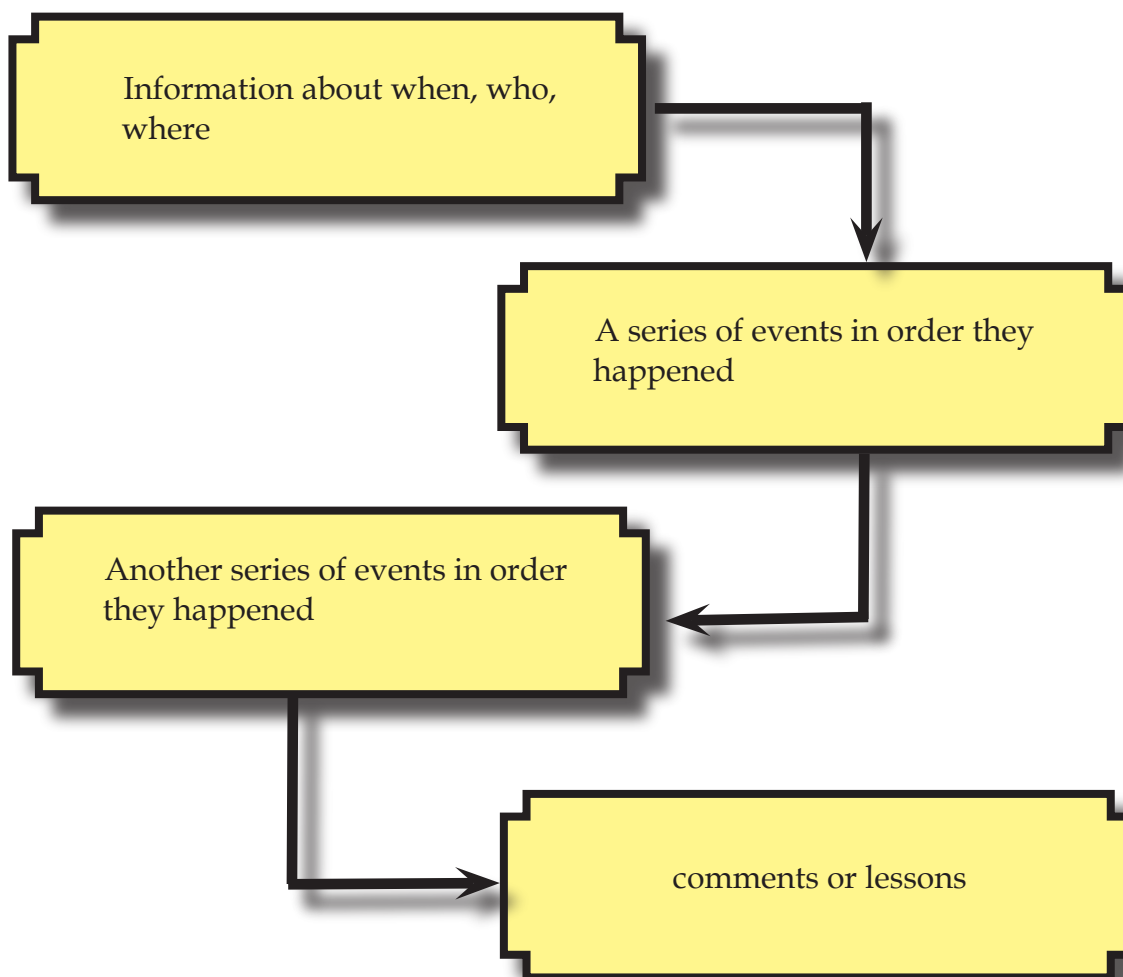


To tell a story or to narrate, we can start by giving information about the time, place, time, characters, and perhaps the situation in the story. Then, in the next part we can mention a series of activities that occurred in the order. Finally, the last part comments on the story, and sometimes gives the lesson that is learned from the story.

The purpose of narrating is to amuse, to entertain or to inform. The form of the verb used is normally in the Simple Past Tense. Time signals that are relevant with the tense are also used.

In a simple plan, to narrate or to tell a story we can use the following flowchart:

Summary



## Evaluation

### Activity 1



Change the verbs between brackets in the following text into the correct form. The first one that is underlined has been done for you.

Last weekend my friends, Dicky, Vinda and Laras and I hiked to Gunung Penanggungan. We (start) very early on Saturday from our village, Klandungan, and (reach) Oro-oro Ombo for lunch after we (hike) for almost 4 hours. We (continue) our hike. We (talk) about many things along the way to the next stop. Sometimes we (laugh) aloud when our stories we (exchange) one another (seem) funny. We (reach) the next stop one hour later. It was a hilltop. The view from this place (look) very amazing. Then we (walk) off down into the valley and there we (camp) for one night by the river in Gunung Penanggungan. I had not been there before. On Sunday we (return) by a small village -- Desa Pasir Wangi -- to a closest bus station. The climbing out of the valley was really hard for us but it was worth it. (adapted from Moline, 2000: 145-146)

## Activity 2



Read the text in Activity 1 once again. Then, based on the information in the text, answer the following questions.

1. What does the text deal with?
2. How many people were there in the story going with the writer?
3. What did they do?
4. How many hours did it take them to get to Oro-oro Ombo?
5. What did they do in the first stop?
6. Did they have a good time along the way to the next stop?
7. How was the view from the hilltop?
8. Where did they have a camp?
9. How did they probably go home?
10. How did they feel after the hike?

## Activity 3



Write an unforgettable experience you have. Make sure that you use the correct forms of verbs. Also, make sure that you organise your ideas using the pattern that you have learned in this unit.

## Reflections

---

1. Write what you have learned in this unit.

---

---

---

---

---

2. Write the activity that you like best in this unit and the reasons why you like it.

---

---

---

---

---

## Vocabulary list

Words	Parts of Speech	Phonetic Transcription	Indonesian Equivalent
Stories	noun	['stɔ:ri]	Ceritera
Diary	noun	['daɪəri]	Buku harian
Events	noun	[ɪ'vent]	Kejadian
Holiday	noun	['hɒlɪdeɪ]	liburan
Presentation	noun	[prezən'teɪʃn]	Penjelasan, presentasi
Recount	noun	['ri:kəʊnt]	Cerita tentang pengalaman yang penulisannya diurutkan berdasarkan kejadian
Orientation	noun	[ɔ:riən'teɪʃn]	Penjelasan awal tentang siapa, kapan, dimana
Reorientation	noun	[ri:ɔ:riən'teɪʃn]	Komentar yang ditulis di akhir cerita.



# Fun Page

Your teacher has these five questions. If you can answer them correctly in the shortest time, you will win a prize.



Pic.8.8  
(www.coolwebmoms.com)



Pic.8.9  
(www.hammermuseum.org)



Pic.8.10  
(www.stopmusclepain.com)



Pic.8.11  
(www.kapanlagi.com)



Pic.8.12  
(www.kirman.wordpress.com)

What three words do students frequently say to answer a teacher's question?

Did you hear about the blind carpenter who picked up his hammer and saw?

What has a neck, but no head?

If vegetarians eat vegetables, what do humanitarians eat?

What are two things people ever eat before breakfast?

